



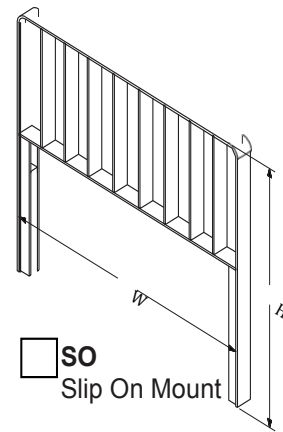
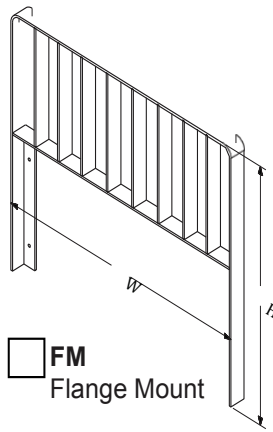
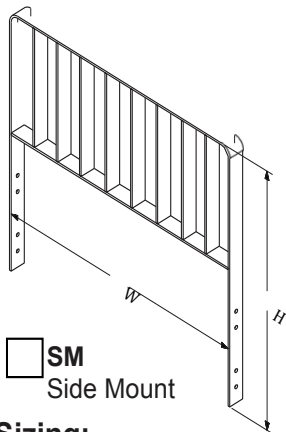
**Customer Information:**

Company: \_\_\_\_\_  
 Contact Name: \_\_\_\_\_  
 Phone: \_\_\_\_\_  
 Fax: \_\_\_\_\_  
 Email: \_\_\_\_\_

**Order Information: \$ \_\_\_\_\_ +freight**

Ship To: \_\_\_\_\_  
 Address: \_\_\_\_\_  
 City: \_\_\_\_\_ State: \_\_\_\_\_ Zip: \_\_\_\_\_  
 PO#: \_\_\_\_\_  
 Signature: \_\_\_\_\_  
 Date: \_\_\_\_\_

**1. Choose Style:**



**2. Sizing:**

**W:** Carriage Width (Same as LBR width) = (in inches) \_\_\_\_\_

**H:** Load Backrest Height = (in inches) \_\_\_\_\_

**Class:** ITA Carriage Class = (II,III,IV) \_\_\_\_\_

**3. Options:**

**Mounting Holes:**  Standard blank(no mounting holes)  Install mounting holes

**Materials:**  Standard(3/8" steel)  Heavy duty(1/2" steel)

**4. Mounting Dimensions:**

